



Residential Interior Doors

A photograph of a white Lynden Door in a kitchen. The door is a six-panel design with a brass handle and is set in a white frame. To the right, a stainless steel refrigerator is visible under white cabinets. The floor is light wood. The lighting is warm and focused on the door.

Since 1978, our business has been doors. Ownership and staff continue this legacy of consistency and the culture of quality found at Lynden Door.

Product quality is driven by the hands-on approach of senior management, technological innovation, and rigorous engineering values — often exceeding industry standards.

Lynden Door partners with members of the design and construction community committed to high standards of integrity, responsiveness and professionalism. Our distributors share our passion for service.

Building on Quality

Lynden Door adds value in many ways, including:

- Custom factory machining
- Factory finishing
- Wider top and bottom rails to allow trimming on site
- Pre-graded door faces to reduce defects to the absolute minimum
- An extensive, blended product portfolio that includes architectural, commercial and standard residential doors
- Industry-leading green building and environmental health choices plus, our Lynden, WA facility is Forest Stewardship Council (FSC) Chain of Custody certified
- Engineered to deliver peak performance and structural integrity at a competitive price — Lynden Door's consistent high value is an industry standard
- Unique products and features developed through a profound focus on design



Rediscover Doors

Let Lynden Door be your guide to rediscovering interior doors as a design element. Our appetite for innovation and design excellence, our environmentally intelligent choices and surprising affordability will ensure that interior doors play a central role in your design aesthetic.

“Doors inform and infuse the interior design aesthetic.”

A door's important role in function influences interior form. Doors and architectural trim set tone and mood. Lynden Door has been leading door design since 1978 — trust our experienced professionals with your interior design. Rediscover doors and invigorate your design.



Lynden Door produces a variety of residential interior doors:

1 Veneer

Our veneer doors are built with the warmth and enduring quality of real wood.

2 StileLine® and the Rediscovery Collection

Borrowing from the traditional furniture craft of wood inlays, sketchface veneer offers a unique appearance. The warmth of wood is accentuated in a product that can deliver an exciting, modernist look, with parallel or opposing grain orientation.

Create custom designs with a combination of veneer species on one monolithic face.

3 Factory Finished Hardboard

A great price and a clean look, Lynden Door offers several remarkable faux wood finishes.

4 Molded High Density Fiberboard

These stable and beautifully detailed molded doors add architectural sophistication to traditional and classical spaces.

All Lynden Door Residential products (SD Series) are available with either a hollow or solid core and carry a one-year limited warranty. Select doors (solid core, 1 3/4" thick) may be ordered with a fire rating. Doors are also available for more demanding applications. Commercial (CD Series) comes with a 5-year limited warranty, and Architectural (LD Series) has a lifetime limited warranty. Ask your Lynden Door representative about door edge options, specialized choices for green building, applied moldings, glazed units, factory finishing and custom machining. Inquire about STC sound ratings. See www.lyndendoor.com for more information and photos.

Veneer



Rotary White Maple



Rotary Natural Birch



Reconstituted Ebony

Lynden Door's wood veneer doors provide the beauty and warmth of natural wood. All doors are available with hollow or solid core construction and matching bifolds. 1 3/8" and 1 3/4" thick. All Lynden Door veneers are pre-graded before fabrication to ensure flaw-free surfaces.

Lynden Door distributors can provide matching frames, hinges and casing for a completely integrated look. Contact your Lynden Door representative for information on fire rated and STC sound rated doors.



Mahogany (Lauan)



Quarter Sliced Sapele



Rotary Natural Birch

ClearLine Factory Finish


A highly affordable, state of the art, ultra violet cured clear coat finish. Available on all veneer doors. No VOCs.



Uniform Light Birch



Rotary White Maple



Plain Sliced Red Oak

Rediscovery Collection

Rediscovery Collection Architectural series (LD) doors provide a contemporary look and custom opportunities for vertical grain, horizontal grain or sketchface designs.

Shown here:

1+2 Composition (sapele/maple)

3 Tableau (walnut)

4 Rhythmus (jatoba)



1

2

3

4

“Doors in a Modernist State of Mind”

StileLine® Doors



Opposites Attract

The excitement of CARB compliant European styling with an opposing grain in Quarter Sliced African Mahogany, Plain Sliced White Maple and Rift White Oak. Create a bold, modern look at an attractive price!

Refer horizontal grain pair match requests to Lynden Door factory before ordering.

Factory Finished Hardboard



Coastal Hemlock



Coastal Hemlock



Newport Cherry



Newport Cherry
Smooth



Coastal Hemlock
Smooth



Spiced Ash
Smooth




Albany Maple
Smooth



Alpine Oak
Smooth



Driftwood
Smooth



Strand Oak
Smooth



Mendocino Oak



Chesapeake

Hardboard doors offer great value at an affordable price. Durable and stable, Lynden Door Factory Finished Hardboard doors arrive ready to install with a professionally applied, uniform finish that will keep them attractive and easy to maintain. Lynden Door distributors can provide matching frames, hinges and casing for a completely integrated look.

A variety of finishes are available, covering the spectrum from light to dark. Available in smooth and traditional embossed hardboard. Unfinished and prime coated are also available (see image below).

Be sure to check with your Lynden Door representative for information on new finishes, protective coatings and textures!

All doors are available with hollow or solid core construction and matching bifolds. 1 3/8" and 1 3/4" thick. Contact your Lynden Door representative for information on fire rated and STC sound rated doors.



Golden Oak
Embossed



Beauport Walnut
Embossed



Mendocino Oak
Embossed



Mission Oak
Embossed



Chesapeake
Embossed



Western Oak
Embossed

Molded High Density Fiberboard



Crossmore*

Corvado

Conmore*



Conmore*
Smooth - Passage / Bifold



Crossmore*
Smooth - Passage / Bifold



Corvado
Smooth - Passage / Bifold




Cashal
Smooth - Passage / Bifold



Carrara
Smooth - Passage / Bifold



Caiman
Smooth - Passage / Bifold*



Cremona
Smooth - Passage / Bifold*



Coventry
Smooth - Passage / Bifold



Colonist
Smooth - Passage / Bifold



Covado



Cashal



Colonist Prefinished — Natural



Classique
Textured — Passage / Bifold



Clermont
Textured — Passage / Bifold*



Coventry
Textured — Passage / Bifold



Carmelle
Textured — Passage / Bifold



Colonist
Textured — Passage / Bifold



Colonist Prefinished
Textured — Passage / Bifold

Prefinishes include Mesa (shown), Natural and Harvest

Lynden Door's Molded doors are available with hollow or solid core construction and matching bifolds. (Please consult the fold-out Sizing Chart.) 1-3/8" and 1-3/4" thick. All Lynden Door molded panels are factory primed, pre-graded and acclimated before fabrication to produce top quality, stable surfaces. Molded door panels offer an ideal substrate for finish painting. Contact your Lynden Door representative for information on fire rated molded panel doors.

Molded doors have become a major force in the residential and light commercial built environment. Why?

Stable Performance

No cracking or panel separation due to seasonal humidity changes.

Environmentally Intelligent

No old growth timber is harvested for the manufacture of our molded panel door skins. Instead, by-products from sawmill operations (within 100 miles of the manufacturing facility) are collected to produce the panels. Measured at **dry weight, the door facings are certified to contain a minimum of 65% recycled wood content and NO added urea-formaldehyde.**


Contact your Lynden Door representative for the full range of GreenDor™ attributes that may be applied to Molded doors.

Superior Value

Compelling design and customization opportunity at a significant value versus solid wood doors.

* Contact your Lynden Door representative for current size, core and bifold availability

Craftsmen Collection



Authentic recessed panel



Conmore



Crossmore



CONMORE™ & CROSSMORE™ 6'8" / 7'0"

- Shaker-influenced profile is at home in Craftsman architecture
- Primed — optional Factory Finishing
- Smooth finish
- Crossmore™ and Conmore™ molded panel doors are available in both hollow core and solid core configurations. The solid core doors are 20-minute fire rated and make Craftsman Collection doors ideal for suite entry doors or other applications calling for a fire rating.

GREENDOR™

Many Lynden Door products may be ordered with attributes from the GreenDor™ line. This supports green building under the following disciplines:

Health — No VOC factory finishes, No Added urea-formaldehyde (NAUF) components, CARB compliance

Resource Conservation — Reduced timber consumption

Forest Management — Ensuring the wood in Lynden Doors comes from well managed forests


LEED™ — Leadership in Energy and Environmental Design*

* GreenDor™ attributes are also applicable to LEED for Homes, the National Green Building Standard™, Regreen and North American home builder association programs (such as Built Green™).

Lynden Door Inc. is third-party Chain of Custody certified by the Forest Stewardship Council (FSC).



The mark of responsible forestry
FSC® C103189





“Have nothing in your houses that you do not know
to be useful or believe to be beautiful.”

— William Morris, father of the Craftsman movement

Lynden Door Sizing Chart

Sizing Chart	Passage Doors														Bifold Doors										
	1'0"	1'2"	1'3"	1'4"	1'6"	1'8"	1'10"	2'0"	2'2"	2'4"	2'6"	2'8"	2'10"	3'0"	3'6"	1'6"	2'0"	2'4"	2'6"	2'8"	3'0"	4'0"	5'0"	5'4"	6'0"
6" 8" Primed Molded Skins:																									
Colonist Textured		*	*	*	*	*		*	*	*	*	*	*	*		*	*	*	*	*	*	*	*	*	*
Colonist Smooth	*	*	*	*	*	*		*	*	*	*	*	*	*		*	*	*	*	*	*	*	*	*	*
Coventry Textured	*	*	*	*	*	*		*	*	*	*	*	*	*		*	*	*	*	*	*	*	*	*	*
Coventry Smooth	*	*	*	*	*	*		*	*	*	*	*	*	*		*	*	*	*	*	*	*	*	*	*
Carmelle Textured				*	*			*	*	*	*	*	*	*		*	*	*	*	*	*	*	*	*	*
Clermont Textured	*	*	*	*	*	*		*	*	*	*	*	*	*		*		*	*	*	*	*	*	*	*
Classique Textured	*	*	*	*	*	*		*	*	*	*	*	*	*		*	*	*	*	*	*	*	*	*	*
Cremona Smooth					*	*		*	*	*	*	*	*	*		*		*	*	*	*	*	*	*	*
Carrara Smooth	*	*	*	*	*	*		*	*	*	*	*	*	*		*	*	*	*	*	*	*	*	*	*
Caiman Smooth	*	*	*	*	*	*		*	*	*	*	*	*	*		*		*	*	*	*	*	*	*	*
Corvado Smooth				*	*			*	*	*	*	*	*	*		*	*	*	*	*	*	*	*	*	*
Cashal Smooth	1	1	1	1	*	*		*	*	*	*	*	*	*		*		*	1	*	*	*	*	*	*
Crossmore Smooth	1	1	1	1	*	*	*	*	*	*	*	*	*	*		*2	*		*	*1	*	*	*	*	*
Comore Smooth	1	1	1	1	*	*	*	*	*	*	*	*	*	*		*2	*	*	*	*	*	*	*	*	*
7" Primed Molded Skins:																									
Colonist Textured 7'								*	*	*	*	*	*	*		*	*	*	*	*	*	*	*	*	*
Colonist Smooth 7'					*			*	*	*	*	*	*	*		*	*	*	*	*	*	*	*	*	*
Coventry Smooth 7'				*	*			*	*	*	*	*	*	*		*	*	*	*	*	*	*	*	*	*
Cremona Smooth 7'				*	*			*	*	*	*	*	*	*		*		*	*	*	*	*	*	*	*
Carrara Smooth 7'				*	*			*	*	*	*	*	*	*		*	*	*	*	*	*	*	*	*	*
Caiman Smooth 7'				*	*			*	*	*	*	*	*	*		*	*	*	*	*	*	*	*	*	*
Corvado Smooth 7'				*	*			*	*	*	*	*	*	*		*	*	*	*	*	*	*	*	*	*
Cashal Smooth 7'	1	1	1	1	*	*		*	*	*	*	*	*	*		*		*	1	*	*	*	*	*	*
Crossmore Smooth 7'	1	1	1	1	*	*	*	*	*	*	*	*	*	*		*2	*	*	*	*	*	*	*	*	*
Comore Smooth 7'	1	1	1	1	1	1	1	1	1	1	1	1	1	1		1	1	1	1	1	1	1	1	1	
8" Primed Molded Skins:																									
Colonist Textured 8'								*	*	*	*	*	*	*		*	*	*	*	*	*	*	*	*	*
Colonist Smooth 8'	*	*	*	*	*	*		*	*	*	*	*	*	*		*	*	*	*	*	*	*	*	*	*
Coventry Smooth 8'	*	*	*	*	*	*		*	*	*	*	*	*	*		*	*	*	*	*	*	*	*	*	*
Carrara Smooth 8'	*	*	*	*	*	*		*	*	*	*	*	*	*		*	*	*	*	*	*	*	*	*	*
Cremona Smooth 8'	*	*	*	*	*	*		*	*	*	*	*	*	*		*		*	*	*	*	*	*	*	*
Caiman Smooth 8'				*	*			*	*	*	*	*	*	*		*		*	*	*	*	*	*	*	*
Cashal Smooth 8'	1	1	1	1	*	*		*	*	*	*	*	*	*		*		*	1	*	*	*	*	*	*
Factory Prefinished:																									
Harvest Textured	1	1	1	1	1	1		1	1	1	1	1	1	1		1	1	1	1	1	1	1	1	1	1
Natural Textured	*	*	*	*	*	*		*	*	*	*	*	*	*		*	*	*	*	*	*	*	*	*	*
Mesa Textured	*	*	*	*	*	*		*	*	*	*	*	*	*		*	*	*	*	*	*	*	*	*	*

1. Product not stocked; can be special ordered. Contact your LDI rep. 2. Finished stile will be less than 1".

Door sizing is divided into two basic categories: Molded Panel and Flush doors.

Molded Panel doors are available in a standard range of sizes, based on our ability to configure the molded panels – please consult the chart. Flush Doors include: veneer; StileLine® sketchface veneer and the Rediscovery Collection; factory finished hardboard; and plastic laminates (not shown in this brochure). Flush doors are not constrained by panel lay-out like Molded Panel doors and so flush doors are available in a great variety of sizes.

Flush door STANDARD RANGE: 1'0" to 4'0" in width, up to 8'0" in height. Custom sizing is optionally available beyond the standard sizes shown here, however some restrictions apply – please contact your Lynden Door representative for details.

Sizing Notes: Lynden Door distributors add significant value and convenience by maintaining large inventories of standard size doors. This helps competitive pricing and fast delivery. Custom sizing is a common service at Lynden Door and we thrive on accommodating your special needs at an affordable price. Customs are readily available but may affect price and delivery times – please contact your Lynden Door representative for details.

Lynden Doors are fabricated with wider top and bottom rails: 2" – 2 1/4" after trim. This allows for site trimming of doors up to 1" on each end without jeopardizing door strength. This allowance makes trimming for optimum fit a simple procedure and eliminates site measuring and special ordering.

Factory Finishing and Machining: ClearLine clear coat or Pacific Collection 7-color standard stain palette. In addition to custom sizing, factory finishing of veneer doors and machining services for all Lynden Door products are also optionally available to reduce site work and make fast-track projects run smoothly. Factory finishing gives your doors the advantage of precision surface preparation and a controlled application environment rather than the dusty, variable conditions typically found on a job site. In addition to enhancing appearance, factory finishing assures proper sealing of all surfaces to minimize moisture transfer and maintain structural stability and dimension. Both standard and custom factory finishes are available that exceed TR-6, AWH UV cured specifications. And Lynden Door factory finish is a healthful choice – it contains no VOCs, thus exceeding the requirements of SCAQMD* Rule 1113 and complying with many green build standards for low emissions.

*South Coast Air Quality Management District. For further information on Lynden Door technical specifications, please contact your Lynden Door representative.

- Satin finish sheen
- Non-flammable – does not support flame spread rating
- Organic earthen pigments
- Doors may optionally be individually poly-bagged for protection
- Ultra violet inhibitors to help slow wood aging and reduce photosensitive color change
- Durable, cleanable, brilliant, architectural grade finished surfaces

Factory machining makes the most of Lynden Door's knowledge of core construction and internal blocking. Our familiarity with codes and thousands of repetitions on our CNC equipment makes factory machining precise and uniform.

Blended Offering: Lynden Door's unique product portfolio offers residential (SD), commercial (CD) and architectural (LD) doors all made in one facility. This blended offering allows us to meet the needs of even the most diverse specification as we can draw from the strengths of all three door series. Limited Warranties are SD – 1 year, CD – 5 years and LD – lifetime.

Lynden Door, Inc.

2077 Main Street
Lynden, WA 98264

Phone: 800.631.DOOR (3667) 360.354.5676


Fax: 360.354.3738

www.lyndendoor.com

info@lyndendoor.com

Printed door colors shown in this brochure may vary from actual doors.
To assure color accuracy, please request a material sample.

Active in Social Media? So are we!



Follow us on **Twitter**, **Pinterest** and **Houzz**
for news, plus numerous pictures and great decorating ideas.

Dealer information:



©2010 Lynden Door, Inc. All rights reserved.

LD550 02/10 Printed in Canada